


STATE OF SOUTH CAROLINA
BERKELEY COUNTY BOARD OF CANVASSERS
STATEMENTS AND RETURNS OF VOTES
FOR
GOOSE CREEK GENERAL ELECTION


ELECTION DATE: APRIL 3, 2018


We the County Board of Canvassers certify that all proper procedures for canvassing votes in this election have been followed, and we have received written confirmation from election commission staff of the same; and upon such confirmation and any further review of our own, we certify the following results of this election are correct in all respects.
















Certification Date: April 5, 2018

Run Date:04/05/18 10:10 AM

Report EL45A Page 001








	TOTAL VOTES	%	M100	iVotronic	Flash
PRECINCTS COUNTED (OF 25)	24	96.00			
REGISTERED VOTERS - TOTAL	23,875				
BALLOTS CAST - TOTAL	3,173		1,617	1,556	0
VOTER TURNOUT - TOTAL		13.29			
Mayor					
Vote for 1					
Greg Habib	1,614	51.04	763	851	0
Michael J Heitzler	1,544	48.83	843	701	0
Write-In.	4	.13	3	1	0
Total	3,162		1,609	1,553	0
City Council					
Vote for 3					
Kimo Esarey.	1,481	16.72	777	704	0
Debra Green Fletcher.	1,546	17.46	796	750	0
Christopher Harmon	1,500	16.94	728	772	0
Tom Keefe	886	10.00	451	435	0
Corey McClary	1,690	19.08	822	868	0
Jerry Tekac.	1,741	19.66	873	868	0
Write-In.	12	.14	8	4	0
Total	8,856		4,455	4,401	0

STATISTICS	Mayor					City Council						
	V O T E R S G I S T R E A T I O N A L	C A S T B A L L O T T A L	G r e g H a b i b	J M i c h a e l r	W r i t t e - I n	K i m o E s a r e y	G r e e n F l e t c h e r	C h r i s t o p h e r	H a r m o n	T o m K e e f e	C o r e y M c C l a r y	J e r r y T e k a c
Central	2149	148	54	92	0	46	71	88	46	98	63	0
Carnes Cross Rd 2	870	24	14	10	0	13	11	12	6	18	10	0
Devon Forest 1	744	26	12	14	0	11	10	10	7	18	15	0
Devon Forest 2	1702	84	49	33	1	32	30	45	24	49	52	0
Stratford 2	1765	193	113	80	0	97	110	82	53	90	126	0
Stratford 4	212	24	13	11	0	12	14	7	6	12	16	0
Westview 1	1391	120	69	51	0	58	46	64	38	78	70	0
Westview 2	1497	116	56	60	0	64	48	54	34	57	75	0
Westview 3	1640	88	38	50	0	37	27	50	33	63	37	0
Beverly Hills	406	14	5	9	0	6	7	9	3	6	6	0
Howe Hall 1	1461	58	25	33	0	17	27	36	18	36	25	0
Howe Hall 2	246	16	5	11	0	5	4	12	4	13	8	0
Liberty Hall	2263	87	51	36	0	27	42	54	27	63	35	0
Medway	3462	184	131	53	0	75	87	74	48	104	115	1
Stone Lake	1339	82	53	29	0	39	41	45	15	42	50	0
Westview 4	1452	120	50	70	0	58	53	73	38	69	54	0
Foster Creek 1	1	0	0	0	0	0	0	0	0	0	0	0
St. James	77	2	0	2	0	0	1	1	1	1	0	0
Sedgefield 1	418	1	0	1	0	0	1	1	0	1	0	0
Sedgefield 2	780	1	1	0	0	0	0	1	0	1	1	0
Absentee	0	258	162	96	0	156	176	86	63	81	160	5
Emergency	0	1525	711	803	3	727	739	696	421	789	821	6
Failsafe	0	0	0	0	0	0	0	0	0	0	0	0
Provisional	0	0	0	0	0	0	0	0	0	0	0	0
Failsafe Provisional	0	2	2	0	0	1	1	0	1	1	2	0
TOTALS	23875	3173	1614	1544	4	1481	1546	1500	886	1690	1741	12

STATE OF SOUTH CAROLINA
BERKELEY COUNTY BOARD OF CANVASSERS
STATEMENTS AND RETURNS OF VOTES
FOR
GOOSE CREEK GENERAL ELECTION CITY COUNCIL
RECOUNT

ELECTION DATE: APRIL 3, 2018

We the County Board of Canvassers certify that all proper procedures for canvassing votes in this election have been followed, and we have received written confirmation from election commission staff of the same; and upon such confirmation and any further review of our own, we certify the following results of this election are correct in all respects.

Certification Date: April 5, 2018

Run Date:04/05/18 11:32 AM

Report EL45A Page 001

	TOTAL VOTES	%	M100	iVotronic	Flash
PRECINCTS COUNTED (OF 25)	22	88.00			
REGISTERED VOTERS - TOTAL	0				
BALLOTS CAST - TOTAL	3,173		1,617	1,556	0
Mayor					
Vote for 1					
Greg Habib	1,614	51.04	763	851	0
Michael J Heitzler	1,544	48.83	843	701	0
Write-In.	4	.13	3	1	0
Total	3,162		1,609	1,553	0
City Council					
Vote for 3					
Kimo Esarey.	1,481	16.72	777	704	0
Debra Green Fletcher.	1,546	17.46	796	750	0
Christopher Harmon	1,500	16.94	728	772	0
Tom Keefe	886	10.00	451	435	0
Corey McClary	1,690	19.08	822	868	0
Jerry Tekac.	1,741	19.66	873	868	0
Write-In.	12	.14	8	4	0
Total	8,856		4,455	4,401	0

STATISTICS	Mayor					City Council						
	R E G I S T E R E D	V O T E S	C A S T B A L O T A L	G r e g H a b i b	J H e i t z e r M i c h a e l	W r i t e - I n	K i m o E s a r e y	G r e e n F l e t c h e r D e b r a	C h r i s t o p h e r H a r m o n	T o m K e e f e	C o r e y M c C l a r y	J e r r y T e k a c
Central	0	148	54	92	0	46	71	88	46	98	63	0
Carnes Cross Rd 2	0	24	14	10	0	13	11	12	6	18	10	0
Devon Forest 1	0	26	12	14	0	11	10	10	7	18	15	0
Devon Forest 2	0	84	49	33	1	32	30	45	24	49	52	0
Stratford 2	0	193	113	80	0	97	110	82	53	90	126	0
Stratford 4	0	24	13	11	0	12	14	7	6	12	16	0
Westview 1	0	120	69	51	0	58	46	64	38	78	70	0
Westview 2	0	116	56	60	0	64	48	54	34	57	75	0
Westview 3	0	88	38	50	0	37	27	50	33	63	37	0
Beverly Hills	0	14	5	9	0	6	7	9	3	6	6	0
Howe Hall 1	0	58	25	33	0	17	27	36	18	36	25	0
Howe Hall 2	0	16	5	11	0	5	4	12	4	13	8	0
Liberty Hall	0	87	51	36	0	27	42	54	27	63	35	0
Medway	0	184	131	53	0	75	87	74	48	104	115	1
Stone Lake	0	82	53	29	0	39	41	45	15	42	50	0
Westview 4	0	120	50	70	0	58	53	73	38	69	54	0
Foster Creek 1	0	0	0	0	0	0	0	0	0	0	0	0
St. James	0	2	0	2	0	0	1	1	1	1	0	0
Sedgefield 1	0	1	0	1	0	0	1	1	0	1	0	0
Sedgefield 2	0	1	1	0	0	0	0	1	0	1	1	0
Absentee	0	258	162	96	0	156	176	86	63	81	160	5
Emergency	0	1525	711	803	3	727	739	696	421	789	821	6
Failsafe	0	0	0	0	0	0	0	0	0	0	0	0
Provisional	0	0	0	0	0	0	0	0	0	0	0	0
Failsafe Provisional	0	2	2	0	0	1	1	0	1	1	2	0
TOTALS	0	3173	1614	1544	4	1481	1546	1500	886	1690	1741	12