

STATE OF SOUTH CAROLINA

BERKELEY COUNTY BOARD OF CANVASSERS





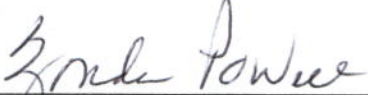



STATEMENTS AND RETURNS OF VOTES

FOR

BERKELEY COUNTY SCHOOL BOARD DISTRICT 5 SPECIAL

ELECTION DATE: MARCH 28, 2017

We the County Board of Canvassers certify that all proper procedures for canvassing votes in this election have been followed, and we have received written confirmation from election commission staff of the same; and upon such confirmation and any further review of our own, we certify the following results of this election are correct in all respects.

Certification Date: MARCH 31, 2017

Run Date:03/31/17 10:01 AM

Report EL45A Page 001

	TOTAL VOTES	%	Optical Scan	iVotronic	Flash Data
PRECINCTS COUNTED (OF 15)	15	100.00			
REGISTERED VOTERS - TOTAL	13,338				
BALLOTS CAST - TOTAL	502		4	498	0
VOTER TURNOUT - TOTAL		3.76			
School Board District 5					
Vote for 1					
David W Barrow	341	68.06	2	339	0
Nathan J Martin	1	.20	0	1	0
David Royce	144	28.74	2	142	0
Bud Thames	13	2.59	0	13	0
Write-In	2	.40	0	2	0
Total	501		4	497	0

STATISTICS		School Board District 5					
V O T E R R E G I S T E R E D	C A S T B A L L O T A L S	D a v i d W B a r r o w	N a t h a n J M a r t i n	D a v i d R o y c e	B u d T h a m e s	W r i t e - I n	
Central	288	10	4	0	6	0	0
Stratford 2	1746	97	71	0	26	0	0
Stratford 3	2097	56	22	1	30	3	0
Stratford 4	1398	26	18	0	8	0	0
Westview 1	1403	68	42	0	25	1	0
Westview 2	1779	62	45	0	12	5	0
Westview 3	1659	46	35	0	11	0	0
Discovery	1199	22	7	0	12	0	2
Seventy Eight	57	1	1	0	0	0	0
Stone Lake	289	4	4	0	0	0	0
Westview 4	1423	94	85	0	9	0	0
Absentee	0	16	7	0	5	4	0
Emergency	0	0	0	0	0	0	0
Failsafe	0	0	0	0	0	0	0
Provisional	0	0	0	0	0	0	0
TOTALS	13338	502	341	1	144	13	2