



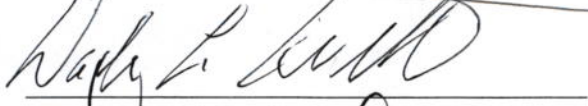





STATE OF SOUTH CAROLINA
BERKELEY COUNTY BOARD OF CANVASSERS
STATEMENTS AND RETURNS OF VOTES
FOR
STATE HOUSE OF REPRESENTATIVES DISTRICT 99 SPECIAL
GENERAL ELECTION

ELECTION DATE: JANUARY 16, 2018

We the County Board of Canvassers certify that all proper procedures for canvassing votes in this election have been followed, and we have received written confirmation from election commission staff of the same; and upon such confirmation and any further review of our own, we certify the following results of this election are correct in all respects.

Certification Date: January 19, 2018

Run Date:01/19/18 10:10 AM

Report EL45A Page 001

	TOTAL VOTES	%	Optical Scan	iVotronic	Flash Data
PRECINCTS COUNTED (OF 17)	17	100.00			
REGISTERED VOTERS - TOTAL	19,362				
BALLOTS CAST - TOTAL	2,349		52	2,297	0
VOTER TURNOUT - TOTAL		12.13			
State House of Rep Dist 99					
Vote for 1					
Cindy Boatwright (DEM)	900	38.45	19	881	0
Nancy Mace (REP)	1,434	61.26	33	1,401	0
Write-In	7	.30	0	7	0
Total	2,341		52	2,289	0

STATISTICS	State House of Rep Dist 99				
	V O T E R E S G I S T E R E A D	C A S T B A L L O T T A L S	B o a r d C l e r k s	N a n c y M a c e	W r i t e - I n
Daniel Island 1	1506	310	83	225	2
Daniel Island 2	1508	229	118	110	0
Hanahan 2	1392	120	37	82	0
Hanahan 3	1370	146	28	115	1
Hanahan 4	1512	120	56	62	0
Daniel Island 3	1657	256	126	130	0
Daniel Island 4	2252	333	140	193	0
The Village	1939	185	91	94	0
Yellow House	1546	100	40	59	1
Hanahan 5	1326	189	33	155	1
Foster Creek 2	1746	182	72	107	1
Foster Creek 3	1554	121	57	63	1
Sedgefield 2	54	0	0	0	0
Absentee	0	54	18	36	0
Emergency	0	2	1	1	0
Failsafe	0	0	0	0	0
Provisional	0	2	0	2	0
TOTALS	19362	2349	900	1434	7