









STATE OF SOUTH CAROLINA
BERKELY COUNTY BOARD OF CANVASSERS
STATEMENTS AND RETURNS OF VOTES
FOR
2016 GENERAL ELECTION

ELECTION DATE: NOVEMBER 8, 2016

We, the County Board of Canvassers, certify that all proper procedures for canvassing votes in this election have been followed, and we have received written confirmation from election commission staff of the same; and upon such confirmation and any further review of our own, we certify the following results of this election are correct in all respects.

Certification Date: November 11, 2016

Run Date:11/11/16 11:13 AM

Report EL45A Page 001

	TOTAL VOTES	%	Paper	iVotronic	Flash Data
PRECINCTS COUNTED (OF 87)	87	100.00			
REGISTERED VOTERS - TOTAL	127,281				
BALLOTS CAST - TOTAL	80,188		7,074	73,114	0
VOTER TURNOUT - TOTAL		63.00			
22STRAIGHT PARTY					
Vote for up to 1					
Democratic (DEM)	18,216	41.68	1,261	16,955	0
Working Families (WFM)	546	1.25	3	543	0
Constitution (CON)	70	.16	2	68	0
Independence (IND)	569	1.30	17	552	0
Green (GRN)	200	.46	1	199	0
Republican (REP)	23,468	53.70	1,840	21,628	0
American (AMR)	220	.50	1	219	0
Libertarian (LIB)	416	.95	13	403	0
Total	43,705		3,138	40,567	0
President and Vice President					
Vote for up to 1					
Hillary Rodham Clinton (DEM)	30,705	38.61	2,717	27,988	0
Darrell Castle (CON)	230	.29	13	217	0
Evan McMullin (IND)	864	1.09	59	805	0
Jill Stein (GRN)	543	.68	33	510	0
Donald J Trump (REP)	44,587	56.07	3,968	40,619	0
Peter Skewes (AMR)	118	.15	9	109	0
Gary Johnson (LIB)	2,470	3.11	200	2,270	0
Total	79,517		6,999	72,518	0
U.S. Senate					
Vote for up to 1					
Thomas Dixon (DEM)	23,628	30.41	2,135	21,493	0
Thomas Dixon (WFM)	1,252	1.61	37	1,215	0
Bill Bledsoe (CON)	406	.52	40	366	0
Thomas Dixon (GRN)	555	.71	27	528	0
Tim Scott (REP)	50,423	64.89	4,588	45,835	0
Rebel Michael Scarborough (AMR)	420	.54	23	397	0
Bill Bledsoe (LIB)	952	1.23	56	896	0
Write-In	74	.10	9	65	0
Total	77,710		6,915	70,795	0
U.S. House of Representatives District 1					
Vote for up to 1					
Dimitri Cherny (DEM)	20,089	30.05	1,729	18,360	0
Dimitri Cherny (WFM)	1,451	2.17	50	1,401	0
Dimitri Cherny (GRN)	585	.88	29	556	0
Mark Sanford (REP)	41,499	62.08	3,819	37,680	0
Albert Trivison (AMR)	713	1.07	58	655	0
Michael Grier Jr (LIB)	2,379	3.56	183	2,196	0
Write-In	136	.20	22	114	0
Total	66,852		5,890	60,962	0

Run Date:11/11/16 11:13 AM

Report EL45A Page 002

	TOTAL VOTES	%	Paper	iVotronic	Flash Data
U.S. House of Representatives District 6					
Vote for up to 1					
James E Jim Clyburn (DEM)	6,366	63.60	641	5,725	0
Prince Charles Mallory (GRN)	80	.80	2	78	0
Laura Sterling (REP)	3,398	33.95	229	3,169	0
Rich Piotrowski (LIB)	159	1.59	5	154	0
Write-In.	7	.07	0	7	0
Total	10,010		877	9,133	0
State Senate District 32					
Vote for up to 1					
Ronnie A Sabb (DEM)	3,288	98.80	289	2,999	0
Write-In.	40	1.20	2	38	0
Total	3,328		291	3,037	0
State Senate District 37					
Vote for up to 1					
Larry Grooms (REP)	24,090	98.26	1,933	22,157	0
Write-In.	426	1.74	36	390	0
Total	24,516		1,969	22,547	0
State Senate District 38					
Vote for up to 1					
Sean Bennett (REP)	754	97.92	58	696	0
Write-In.	16	2.08	0	16	0
Total	770		58	712	0
State Senate District 39					
Vote for up to 1					
John Matthews (DEM)	1,977	98.36	204	1,773	0
Write-In.	33	1.64	1	32	0
Total	2,010		205	1,805	0
State Senate District 44					
Vote for up to 1					
Paul G Campbell Jr (REP)	26,717	98.21	2,341	24,376	0
Write-In.	486	1.79	44	442	0
Total	27,203		2,385	24,818	0
State House of Representatives District 15					
Vote for up to 1					
K J Kearney (DEM)	2,656	36.00	186	2,470	0
Samuel Rivers Jr (REP)	4,703	63.74	443	4,260	0
Write-In.	19	.26	1	18	0
Total	7,378		630	6,748	0

Run Date:11/11/16 11:13 AM

Report EL45A Page 003

	TOTAL VOTES	%	Paper	iVotronic	Flash Data
State House of Representatives District 92					
Vote for up to 1					
Joe Daning (REP)	11,443	98.60	969	10,474	0
Write-In	162	1.40	16	146	0
Total	11,605		985	10,620	0
State House of Representatives District 99					
Vote for up to 1					
Jim Merrill (REP)	9,751	98.22	1,061	8,690	0
Write-In	177	1.78	22	155	0
Total	9,928		1,083	8,845	0
State House of Representatives District 100					
Vote for up to 1					
Tonia Aiken-Taylor (DEM)	6,294	33.06	416	5,878	0
Sylleste Davis (REP)	12,714	66.78	808	11,906	0
Write-In	30	.16	2	28	0
Total	19,038		1,226	17,812	0
State House of Representatives District 102					
Vote for up to 1					
Joe Jefferson (DEM)	9,253	98.44	837	8,416	0
Write-In	147	1.56	12	135	0
Total	9,400		849	8,551	0
State House of Representatives District 117					
Vote for up to 1					
William E Bill Crosby (REP)	6,626	98.06	486	6,140	0
Write-In	131	1.94	10	121	0
Total	6,757		496	6,261	0
Solicitor Circuit 9					
Vote for up to 1					
Scarlett Wilson (REP)	57,821	98.82	4,708	53,113	0
Write-In	693	1.18	59	634	0
Total	58,514		4,767	53,747	0
Auditor					
Vote for up to 1					
Janet Brown Jurosko (REP)	57,178	99.04	4,683	52,495	0
Write-In	554	.96	59	495	0
Total	57,732		4,742	52,990	0
County Treasurer					
Vote for up to 1					
Carolyn M Umphlett (REP)	59,118	99.14	4,897	54,221	0
Write-In	513	.86	48	465	0
Total	59,631		4,945	54,686	0

Run Date:11/11/16 11:13 AM

Report EL45A Page 004

	TOTAL VOTES	%	Paper	iVotronic	Flash Data
County Council District 1					
Vote for up to 1					
C Kevin Cox (REP).	5,640	98.16	589	5,051	0
Write-In.	106	1.84	14	92	0
Total	5,746		603	5,143	0
County Council District 2					
Vote for up to 1					
Josh Whitley (REP)	9,222	98.53	875	8,347	0
Write-In.	138	1.47	16	122	0
Total	9,360		891	8,469	0
County Council District 3					
Vote for up to 1					
Ken Gunn (REP).	7,153	98.83	518	6,635	0
Write-In.	85	1.17	8	77	0
Total	7,238		526	6,712	0
School Board District 1					
Vote for up to 1					
Michael Ramsey.	4,745	98.94	598	4,147	0
Write-In.	51	1.06	9	42	0
Total	4,796		607	4,189	0
School Board District 3					
Vote for up to 1					
Tim Davis	2,270	42.26	133	2,137	0
Laura Kelly.	3,053	56.83	203	2,850	0
Write-In.	49	.91	6	43	0
Total	5,372		342	5,030	0
School Board District 5					
Vote for up to 1					
Brian R Adams	3,630	58.64	281	3,349	0
David W Barrow.	2,520	40.71	177	2,343	0
Write-In.	40	.65	9	31	0
Total	6,190		467	5,723	0
School Board District 7					
Vote for up to 1					
Julius Barnes	3,569	49.04	338	3,231	0
Kelly Spann Jr.	3,659	50.28	285	3,374	0
Write-In.	49	.67	9	40	0
Total	7,277		632	6,645	0

Run Date:11/11/16 11:13 AM

Report EL45A Page 005

	TOTAL VOTES	%	Paper	iVotronic	Flash Data
School Board District 9					
Vote for up to 1					
Ann Conder	4,920	69.23	218	4,702	0
Jim Hayes	2,115	29.76	129	1,986	0
Write-In.	72	1.01	2	70	0
Total	7,107		349	6,758	0
Soil and Water District Commission					
Vote for up to 1					
Write-In.	5,606	100.00	378	5,228	0
Total	5,606		378	5,228	0
City of Hanahan City Council					
Vote for up to 3					
C Campbell	2,490	18.87	229	2,261	0
Jeff Chandler	2,498	18.93	341	2,157	0
Mike Dyson	3,309	25.07	410	2,899	0
Kevin Hedgpeth.	2,127	16.12	160	1,967	0
Joel Hodges.	2,640	20.00	341	2,299	0
Write-In.	133	1.01	32	101	0
Total	13,197		1,513	11,684	0
Form of Government Referendum					
Vote for up to 1					
Yes	706	50.90	48	658	0
No.	681	49.10	26	655	0
Total	1,387		74	1,313	0

2016 Berkeley County Soil and Water Write-in Official Results

<i>Candidate</i>	<i>Ivotronic</i>	<i>Paper</i>	<i>Prov/Fail</i>	<i>Total</i>			
Phillip Habib	458	5	2	465			
Charles Glover	125	23	0	148			
Adam Bradsahw	130	3	0	133			
Mark Lee Keller	119	4	0	123			
Roseann Bishop	80	3	1	84			
Lori Wyndham McFadden	39	0	0	39			
Joel Rogers	37	1	0	38			
Marika Kary	35	1	0	36			
Casey Lail	33	0	1	34			